

BANANA PLUG INSTALLATION IN 4 SIMPLE STEPS:

1. Strip the speaker wire

Use wire cutters to strip the speaker wire's jacket about 1/2" & expose the inner copper strands. If the exposed copper is untidy, twist it in 1 direction for a more compact form.

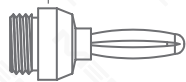


Speaker Wire

Copper Strands



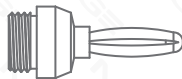
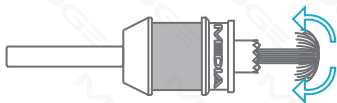
Banana Plug (Bottom Piece)



Banana Plug (Top Piece)

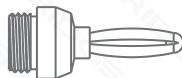
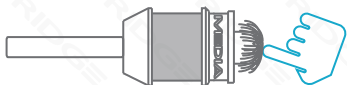
2. Connect the bottom piece

Slide the speaker wire through the banana plug's bottom piece, until the exposed copper is visible on the other end. Then, fan out the exposed copper to give it a mushroom-like look.




3. Press exposed copper against the bottom piece

Continue fanning out the exposed copper until it umbrellas the bottom piece's crimping teeth. Then, press the exposed copper against the crimping teeth to hold it in place.



4. Screw on the top piece

Screw on the banana plug's top piece. The fanned out copper (no longer exposed) will secure the banana plug in place. You can now insert the banana plug into a device port.



Device Port

MEDIABRIDGE

856-216-8222 • support@mediabridgeproducts.com • mediabridgeproducts.com • SPCBP2X120516

MORE FROM MEDIABRIDGE PRODUCTS YOU MAY ALSO LIKE:

**A****B****C****D****E****F**

Scan Codes Above To Find On Our Website

A. Speaker Cable with Spade Tips: Soldered spade plug terminations take the hassle out of bare wire installation. CL2 rated for in-wall applications. Available in a variety of lengths & gauges. SKU: SWT-

B. Speaker Cable with Banana Tips: Soldered banana plug terminations for secure, plug-&-play connections. CL2 rated for in-wall applications. Available in a variety of lengths & gauges. SKU: SWT-

C. Wall Plates: Each wall plate is specially designed to fit a standard outlet box in commercial & residential settings. 1, 2 & 3 gang wall plates are available in a variety of port combinations. SKU: WP

D. Speaker Wire: High-strand count conductors are color-coded to distinguish left/right for matching polarity. Available in a variety of lengths, gauges, conductor amounts & color combinations. SKU: SW-

E. Cable Bundler: Keep your cabling setup organized & tangle-free. Its flexibly soft plastic expands to fit a wide variety of cable thicknesses. Available in a variety of sizes. SKU: CM1-

F. Mounting Brackets: Allows you to complete a secure, pro-grade installation of low voltage wall plates into drywall. Available in 1, 2 & 3-gang, in a variety of quantities. SKU: MCM-WPB